

HOW TO IMPROVE YOUR SHOTOKAN KARATE BASICS

SHOTOKAN KARATE DOJO

HARRY WILSON



SHOTOKAN KARATE

IMPROVE YOUR BASICS

WRITTEN BY SENSEI HARRY WILSON 4th Dan

Copyright 2025

By Harry Wilson

ISBN: 9798280992054

ALL RIGHTS RESERVED.

THIS BOOK MAY NOT BE REPRODUCED

IN ANY FORM, IN WHOLE OR IN PART

WITHOUT WRITTEN PERMISSION FROM THE AUTHOR

Thank you for downloading your FREE copy of our eBook, you are entitled to a FREE 1 hour trial lesson on Saturday from 10.00-11.00 at our Dojo in the Flackwell Heath Community Centre 1 Swains Lane, High Wycombe HP10 9BN. We have plenty of FREE parking spaces, feel free to email us at shotokankaratedojo1@gmail.com

We look forward to seeing you.

CONTENTS

ABOUT THE AUTHOR

INTRODUCTION TO SHOTOKAN KARATE

HOW POPULAR IS SHOTOKAN KARATE

KARATE TRAINING TIPS

HOW TO IMPROVE YOUR STANCES

HOW TO IMPROVE YOUR HIP ROTATION

HOW TO IMPROVE YOUR PUNCHING

HOW TO IMPROVE YOUR BLOCKS

HOW TO IMPROVE YOUR KICKS

HOW TO IMPROVE YOUR KATA

HOW TO IMPROVE YOUR KIHON KATA

HOW TO IMPROVE YOUR HEIN SHODAN KATA

HOW TO IMPROVE YOUR HEIN NIDAN KATA

HOW TO IMPROVE YOUR HEIN SANDAN KATA

HOW TO IMPROVE YOUR HEIN YONDAN KATA

HOW TO IMPROVE YOUR HEIN GODAN KATA

HOW TO IMPROVE YOUR TEKKI SHODAN KATA

HOW TO IMPROVE YOUR BASAI DAI KATA

KUMITE TIPS

SUMMARY

ABOUT THE AUTHOR

Sensei Harry Wilson, 4th Dan, has been dedicated to Shotokan Karate since 1974. He began his journey as a beginner under the tutelage of the late **Sensei Enoeda, 9th Dan**, at the renowned **Marshall Street Dojo** in central London. Over the years, Sensei Harry Wilson progressed through the ranks, being graded from beginner to 3rd Dan by the late Sensei Enoeda 9th Dan at Crystal Palace, thanks to his relentless training both inside and outside the dojo.

In addition to his karate achievements, Sensei Harry Wilson served as the club secretary and played a pivotal role in Sensei Enoeda's London Underground Poster campaign. Alongside his martial arts career, he worked in UK TV advertising, contributing to many iconic TV campaigns.

Today, Sensei Harry Wilson continues to share his expertise and passion for Shotokan Karate by teaching at **The Shotokan Karate Dojo** in the Flackwell Heath Community Centre.

www.shotokankaratedojo.co.uk

INTRODUCTION TO SHOTOKAN KARATE

Shotokan Karate is one of the most widely practiced styles of karate, known for its powerful techniques and deep-rooted philosophy. Founded by **Gichin Funakoshi**, Shotokan emphasizes the importance of mastering basic techniques (kihon), forms (kata), and sparring (kumite).

History and Philosophy

Shotokan Karate originated in Okinawa and was introduced to Japan by Gichin Funakoshi in the early 20th century. Funakoshi's teachings focused not only on physical techniques but also on the development of character and mental discipline. The principles of Shotokan Karate are encapsulated in the **Twenty Guiding Principles of Karate**, which emphasize respect, humility, and perseverance.

Training Components

1. **Kihon (Basics)**: The foundation of Shotokan Karate, kihon involves practicing fundamental techniques such as punches, kicks, and blocks. Proper stance and posture are crucial for effective execution.
2. **Kata (Forms)**: Kata are pre-arranged sequences of movements that simulate combat against multiple opponents. Each kata has its own unique pattern and rhythm, helping practitioners develop precision, timing, and focus.
3. **Kumite (Sparring)**: Kumite is the practice of sparring with an opponent. It ranges from basic drills to free sparring, allowing practitioners to apply techniques in a dynamic and controlled environment.

Benefits of Shotokan Karate

- **Physical Fitness**: Regular training improves strength, flexibility, and cardiovascular health.
- **Mental Discipline**: Karate fosters concentration, self-control, and resilience.
 - **Self-Defence**: Practitioners learn effective techniques for defending themselves in real-life situations.
- **Character Development**: The philosophy of Shotokan Karate encourages respect, humility, and continuous self-improvement.

Shotokan Karate is more than just a martial art; it is a way of life that promotes physical and mental well-being. Whether you are a beginner or an experienced martial artist, the journey through Shotokan Karate offers endless opportunities for growth and self-discovery.

HOW POPULAR IS SHOTOKAN KARATE

Shotokan Karate is one of the most popular and widely practiced styles of karate globally

- . Founded by **Gichin Funakoshi**, it is known for its deep stances, powerful linear movements, and emphasis on kata (forms) and kumite (sparring)

Reasons for Popularity

Historical Influence: Funakoshi's efforts to promote karate in schools and universities significantly increased its reach

Media Exposure: Shotokan Karate gained popularity through television and movies, especially in the 1980s

Effective Techniques: Its practical and efficient techniques make it appealing for self-defence

Global Presence: Numerous dojos and associations worldwide offer Shotokan training, making it accessible to many

Global Reach

Shotokan Karate has a strong international presence, with practitioners and dojos in many countries. It is recognized for its structured training methods and character-building philosophy, attracting both beginners and experienced martial artists

KARATE TRAINING TIPS

Practice Daily: Consistency is key. Even if you can't make it to the dojo every day, set aside time to practice at home. Daily practice helps build muscle memory and improves overall fitness

Focus on Basics: Mastering the basics is crucial. Ensure your stances, punches, and kicks are correct before moving on to more advanced techniques

Mental Training: Karate isn't just physical; it's also mental. Incorporate meditation and visualization techniques to enhance your focus and mental strength

Body Conditioning: Strength training and conditioning exercises will help your body withstand the rigors of karate training. Include exercises like push-ups, sit-ups, and running in your routine

Respect and Listen: Always show respect to your instructors and fellow practitioners. Listen carefully to feedback and instructions, as they are invaluable for your growth

Set Goals: Setting clear, achievable goals can help track your progress and keep you motivated. Whether it's mastering a new kata or improving your sparring skills, having goals will guide your training

Compete with Yourself: Focus on improving your own skills rather than comparing yourself to others. Strive to be better than you were yesterday

Advanced Techniques: As you progress, refine your timing, distance, and reaction speed. Study advanced kata and seek feedback from instructors and peers

HOW TO IMPROVE YOUR STANCES

Improving your stances in Shotokan Karate is crucial for stability, power, and effective technique execution. Here are some tips to help you enhance your stances:

1. Proper Alignment

Straight Back: Keep your spine aligned and avoid leaning forward or backward

Bent Knees: Ensure your knees are bent but not overly flexed to maintain stability

Weight Distribution: Balance your weight evenly between both legs

2. Focus on Balance

Hold Stances: Practice holding each stance for an extended period while maintaining proper alignment

Core Engagement: Strengthen your core muscles to improve stability and power

3. Practice Weight Shifting

Smooth Transitions: Shotokan Karate requires swift weight shifting between stances for efficient movement

Drills: Incorporate drills that involve moving in and out of stances to develop better control and fluidity

4. Strengthening Exercises

Squats and Lunges: Perform exercises like squats and lunges to build leg strength

Stance Drills: Practice basic techniques such as punches, strikes, and blocks from various stances

5. Regular Practice

Consistency: Train regularly to build muscle memory and improve technique

Feedback: Seek feedback from instructors to identify areas for improvement

6. Visualization and Mental: Mentally rehearse your stances and transitions to enhance your understanding and execution

Karate shotokan (Dachi-Waza)

ZENKUTSU DACHI



KOKUTSU D.



KIBA D.



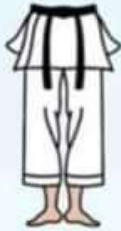
NAIFANCHIN D.



SIKO D.



MUSUBI D.



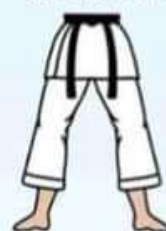
HEIKO D.



HEISOKU D.



HACHIJI D.



MOTO D.



UCHI HACHIJI D.



KOSA/KAKE D.



NEKO ASHI D.



SANCHIN D.



RENOJI D.



TSURU ASHI D.



HIDARI ASHI D.



MIGI ASHI D.



HANGETSU D.



TEIJI D.




FUDO D.



SEIZA D.



HIZA D.



RYO TE FUSE D.



HOW TO IMPROVE YOUR HIP ROTATION

Improving hip rotation in Shotokan Karate is essential for generating power and enhancing technique execution. Here are some effective strategies:

1. Understand the Basics

Shomen and Hanmi: Familiarize yourself with the two main hip positions in karate: **shomen** (hips facing forward) and **hanmi** (half-facing body)

Biomechanics: Recognize that hip rotation is the primary engine driving force and power through your limbs

2. Practice Specific Drills

Stick Exercise: Use a stick to practice isolating hip movement. Hold the stick horizontally and rotate your hips without moving the stick

Hip Twist Exercises: Incorporate exercises like Luca Valdesi's "5 ways of twisting the hips" to generate power

3. Strengthening and Flexibility

Core Exercises: Strengthen your core muscles to support effective hip rotation

Stretching: Regularly stretch your hip flexors and surrounding muscles to improve flexibility

4. Integrate Hip Movement into Techniques

Punches and Blocks: Focus on using your hips to drive punches and blocks. Practice combining hip rotation with techniques to enhance power

Kicks: Ensure your hip rotation is synchronized with your kicks for maximum impact

5. Consistent Practice

Regular Training: Incorporate hip rotation drills into your daily training routine

Feedback: Seek feedback from instructors to refine your technique and ensure proper hip movement

6. Visualization and Mental Practice Mentally rehearse your hip rotation during techniques to improve your understanding and execution

HOW DO I IMPROVE YOUR PUNCHES

Improving your punches in Shotokan Karate involves focusing on technique, power, and precision. Here are some tips to help you enhance your punches:

1. Master the Basics

Proper Stance: Ensure you are in a strong, stable stance like **Zenkutsu-dachi** (front stance) or **Kiba-dachi** (horse stance)

Correct Fist Formation: Make a tight fist with your thumb outside and fingers curled in

2. Focus on Technique

Gyaku-zuki (Reverse Punch): Start with your dominant hand near your hip. Rotate your hips and shoulders simultaneously, extending your arm straight towards the target

Oi-zuki (Lunge Punch): Drive off your back leg explosively, propelling yourself forward while extending your arm in a straight line

Kizami-zuki (Jab Punch): Quickly extend your lead hand towards the target, focusing on speed and accuracy

Generate Power

Hip Rotation: Use your hips to drive the punch, generating more power

Core Engagement: Strengthen your core muscles to support powerful punches

Practice Regularly

Repetition: Practice each punch repeatedly to build muscle memory and improve technique

Speed and Precision: Focus on executing punches quickly and accurately

Use Training Aids

Makiwara: Practice punching a makiwara (striking post) to develop power and precision

Focus Mitts: Use focus mitts with a partner to improve accuracy and timing


Seek Feedback

Instructor Guidance: Get feedback from your instructor to refine your technique and identify areas for improvement

Peer Review: Spar with peers to test your punches in a dynamic environment

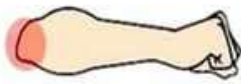
Mental Visualization

Visualize Movements: Mentally rehearse your punches to enhance your understanding and execution



30 KARATE BODY WEAPONS

EMPI



HIRABASAMI



SEIKEN



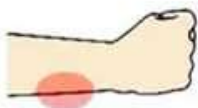
KUMADE



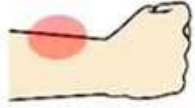
TEISHO



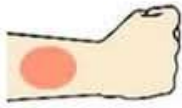
GAIWAN




NAIWAN



HAIWAN



URAKEN



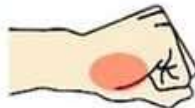
KEITO



KAKUTO



TETSUI



WASHIDE



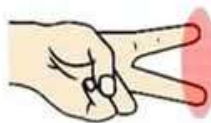
NAKADAKA KEN



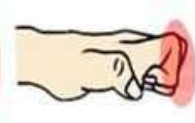
IPPON KEN



NIHON NUKITE



HIRAKEN



IPPON NUKITE



HAITO



HAISHU



SHUTO



NUKITE



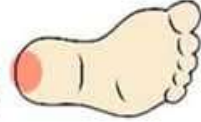
SUNE



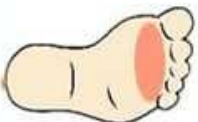
HIZA



KAKATO



KOSHI



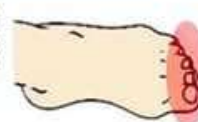
SOKUTO



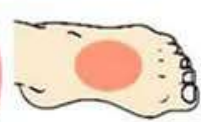
TEISOKU



TSUMASAKI



HEISOKU



HOW TO IMPROVE YOUR BLOCKS

Improving your blocks in Shotokan Karate involves focusing on technique, strength, and timing. Here are some tips to help you enhance your blocking skills:

1. Master the Basic Blocks

Age Uke (Rising Block): Protects against overhead attacks. Ensure your arm moves in a smooth arc and ends at a 45-degree angle above your forehead

Gedan Barai (Downward Block): Defends against low attacks. Swing your arm downward in a strong, sweeping motion

Soto Uke (Outside Block): Blocks attacks coming from the outside towards your centre. Move your forearm outward in a circular motion

Uchi Uke (Inside Block): Defends against attacks coming from the inside. Twist your forearm inward to deflect the attack

Shuto Uke (Knife Hand Block): Uses the side of the hand for blocking. Keep your fingers together and thumb tucked in

2. Focus on Technique

Proper Form: Ensure each block is performed with the correct stance, hand position, and body alignment

Hip Movement: Use your hips to generate power and improve the effectiveness of your blocks

Breathing: Coordinate your breathing with your movements to maintain rhythm and energy

3. Strength and Conditioning

Strength Training: Incorporate exercises like push-ups, planks, and resistance training to build the muscles used in blocking

Flexibility: Stretch regularly to improve your range of motion and prevent injuries

4. Practice with a Partner

Realistic Drills: Practice blocking against actual attacks to improve your timing and reaction speed


Feedback: Get feedback from your partner or instructor to identify areas for improvement

5. Integrate Blocks into Kata

Kata Practice: Perform blocks within kata to refine your technique and understand their application in sequences

Visualization: Mentally rehearse your blocks to enhance your understanding and execution

Basic Karate Blocks (Uke)



AGE UKE



UCHI UDE UKE




GEDAN UKE



SOTO UKE



MOROTE UKE



TETSUI UKE



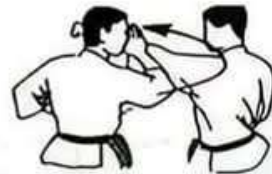
KOSA UKE



KAKIWAKE UKE



SHUTO UKE



NAGASHI UKE



GEDAN BARAI




HIKI UKE



OSAE UKE



SHOTEI UKE



JUJI UKE



JODAN , GEDAN



TORA GUCHI



HIZA UKE



HARI UKE




SUKUI UKE



SOKUTEI HARAI UKE



SOKUTEI OSAIE UKE



KAKE UKE

HOW TO IMPROVE YOUR KICKS

Improving your kicks in Shotokan Karate involves focusing on technique, strength, flexibility, and balance. Here are some tips to help you enhance your kicking skills:

1. Master the Basic Kicks

Mae Geri (Front Kick): Ensure your knee is raised high before extending your leg. Focus on snapping the kick forward and retracting it quickly

Mawashi Geri (Roundhouse Kick): Rotate your hips and pivot on your supporting foot. Aim to strike with the ball of your foot

Yoko Geri (Side Kick): Chamber your leg by bringing your knee up and across your body. Extend your leg sideways, striking with the heel

Ushiro Geri (Back Kick): Turn your body and look over your shoulder before executing the kick. Strike with the heel while maintaining balance

2. Focus on Technique

Proper Form: Ensure each kick is performed with correct posture and alignment

Hip Rotation: Use your hips to generate power and improve the effectiveness of your kicks

Breathing: Coordinate your breathing with your movements to maintain rhythm and energy

3. Strength and Conditioning

Leg Strength: Incorporate exercises like squats, lunges, and calf raises to build leg muscles

Flexibility: Stretch regularly to improve your range of motion and prevent injuries

4. Practice with a Partner

Realistic Drills: Practice kicking against actual targets or pads to improve your accuracy and power

Feedback: Get feedback from your partner or instructor to identify areas for improvement

Use Training Aids

Heavy Bag: Practice kicking a heavy bag to develop power and precision

Focus Mitts: Use focus mitts with a partner to improve accuracy and timing

6. Consistent Practice

Regular Training: Incorporate kicking drills into your daily training routine

Visualization: Mentally rehearse your kicks to enhance your understanding and execution

MAE GERI



YOKO GERI



MAWASHI GERI



FUMIKOMI GERI



KIN GERI



GYAKU MAWASHI GERI



FUMIKIRI GERI



TSUMASAKI GERI



URA MAWASHI GERI



KAKATO GERI



MIKAZUKI GERI



USHIRO GERI



HIZA GERI



HOW TO IMPROVE YOUR KATA

Improving your Shotokan Karate kata involves focusing on technique, rhythm, and understanding the applications of each movement. Here are some tips to help you enhance your kata performance:

1. Master the Basics

Proper Form: Ensure each stance, block, and strike is performed with correct posture and alignment

Breathing: Coordinate your breathing with your movements to maintain rhythm and energy

2. Focus on Technique

Precision: Execute each movement with accuracy and control

Speed and Power: Practice varying speeds—slow for technique, medium for rhythm, and fast for power

3. Understand Kata Bunkai

Applications: Learn the practical applications (bunkai) of each movement to understand their purpose

Practice with a Partner: Perform bunkai with a partner to see how the techniques work in real scenarios

4. Consistent Practice

Repetition: Practice your kata regularly to build muscle memory and improve technique

Micro Sequences: Break down the kata into smaller sequences and practice each part individually

5. Visualization and Mental Practice

Visualize Movements: Mentally rehearse your kata to enhance your understanding and execution

Tell a Story: Imagine a scenario where each movement is part of a story, helping you to perform with intent and focus

HOW TO HELP IMPROVE YOUR KIHON KATA

Improving your Shotokan Kihon kata involves focusing on several key aspects. Here are some tips to help you refine your practice:

1. **Master the Basics (Kihon):** Ensure your fundamental techniques like stances, strikes, blocks, and kicks are solid. Consistent practice of these basics will enhance your overall kata performance
2. **Solid Stances:** Your stances provide the foundation for all movements. Focus on maintaining balance and stability, which will help you execute techniques with precision and power
3. **Engage Your Core:** Utilize your core muscles to generate power and maintain stability. This will improve the effectiveness of your techniques
4. **Practice in Small Spaces:** If space is limited, adapt your movements by shortening steps and pivoting strategically. This helps maintain the integrity of your techniques while practicing in confined areas
5. **Focus on Posture and Execution:** Even in a small space, work on perfecting your posture, hand techniques, and breathing. These elements are crucial for a polished kata performance
6. **Speed and Flow Exercises:** Incorporate exercises that focus on speed and smoothly connecting techniques. This will enhance your timing and the overall flow of your kata

By concentrating on these areas, you'll see significant improvements in your Shotokan Kihon kata. Keep practicing consistently, and you'll continue to progress!

HOW TO IMPROVE YOUR HEIAN SHODAN KATA

Improving your Heian Shodan kata involves focusing on several key aspects. Here are some tips to help you refine your practice:

1. **Correct Body Positioning:** Ensure your stances are stable and balanced, with your weight evenly distributed between your feet

. This will help you maintain control and power throughout the kata.

2. **Draw Hand Emphasis:** Pay attention to the movement of your draw hand (hikite). It should be pulled back sharply to your hip, which helps generate power and speed in your techniques

3. **Heel Turns:** Practice turning on your heels to maintain balance and execute smooth transitions between movements

. This is crucial for maintaining the flow of the kata.

4. **Breathing:** Focus on your breathing and try to maintain a steady rhythm throughout the kata

. Proper breathing helps you stay relaxed and enhances the effectiveness of your techniques.

5. **Speed Variation:** Practice the kata at different speeds. Perform it slowly to focus on precision, then at normal speed, and finally as fast as you can while maintaining accuracy

. This helps identify areas that need improvement and builds confidence.

6. **Focus and Kiai:** Maintain your focus and use kiai (spirit shout) at the appropriate moments to demonstrate your energy and commitment This adds intensity and sharpness to your performance.

7. **Practice Regularly:** Consistent practice is key. Try to perform the kata multiple times a day, varying the speed and intensity

. This will help you internalize the movements and improve your overall performance.

By concentrating on these areas, you'll see significant improvements in your Heian Shodan kata. Keep practicing consistently, and you'll continue to progress!

HOW TO IMPROVE YOUR HEIAN NIDAN KATA

Improving your Heian Nidan kata involves focusing on several key aspects. Here are some tips to help you refine your practice:

1. **Hip Movement:** Proper hip movement is crucial for generating power and maintaining balance. Practice shifting your hips correctly during each technique to enhance your overall performance
2. **Stance Stability:** Ensure your stances, such as kokutsu dachi (back stance) and zenkutsu dachi (front stance), are stable and strong. This will help you execute techniques with precision and power
3. **Hand Techniques:** Pay attention to the accuracy and speed of your hand techniques, including blocks and strikes. Practice these movements slowly at first to ensure correct form, then gradually increase speed
4. **Breathing and Kiai:** Focus on your breathing to maintain a steady rhythm throughout the kata. Use kiai (spirit shout) at the appropriate moments to demonstrate your energy and commitment
5. **Speed Variation:** Practice the kata at different speeds. Perform it slowly to focus on precision, then at normal speed, and finally as fast as you can while maintaining accuracy. This helps identify areas that need improvement and builds confidence
6. **Bunkai (Application):** Understanding the practical applications of each movement (bunkai) can deepen your comprehension of the kata and improve your execution

By concentrating on these areas, you'll see significant improvements in your Heian Nidan kata. Keep practicing consistently, and you'll continue to progress!

HOW TO IMPROVE YOUR HEIAN SANDAN KATA

Improving your Heian Sandan kata involves focusing on several key aspects. Here are some tips to help you refine your practice:

1. **Strong Blocking Technique:** Ensure your blocks are powerful and precise. Pull back your opposite hand sharply to your hip to generate maximum power
2. **Timing of Hand Release:** Pay attention to the timing of releasing your hand during attacks. A delayed release can help maximize power at the moment of impact
3. **Spinning Motion:** Practice turning on your heels to maintain balance and execute smooth transitions between movements. Turn your head first to coordinate your hand movements effectively
4. **Elbow Blocks:** Focus on generating power with your elbow blocks by shifting your body weight and timing the twist correctly
5. **Smooth Transition to Front Stance:** Work on transitioning smoothly from horse stance to front stance. Proper body weight distribution and leg movement are key for effective execution
6. **Speed Variation:** Practice the kata at different speeds. Perform it slowly to focus on precision, then at normal speed, and finally as fast as you can while maintaining accuracy
. This helps identify areas that need improvement and builds confidence.
7. **Bunkai (Application):** Understanding the practical applications of each movement (bunkai) can deepen your comprehension of the kata and improve your execution

By concentrating on these areas, you'll see significant improvements in your Heian Sandan kata. Keep practicing consistently, and you'll continue to progress!

HOW TO IMPROVE YOUR HEIAN YONDAN KATA

Improving your Heian Yondan kata involves focusing on several key aspects. Here are some tips to help you refine your practice:

1. **Slow Movements for Control:** Perform the kata slowly to improve control and coordination. This helps you understand each movement and transition better
2. **Generate Power from the Lower Body:** Use your lower body to generate power for your techniques. Proper hip rotation and leg strength are crucial for effective execution
3. **Hand and Foot Coordination:** Ensure your hand and foot movements are synchronized. This coordination is essential for maintaining balance and fluidity in your kata
4. **Focus on Key Techniques:** Pay special attention to techniques like the side snap kick, elbow strike, and spear hand strike. Practice these movements separately to perfect them
5. **Breathing and Kiai:** Maintain steady breathing throughout the kata and use kiai (spirit shout) at the appropriate moments to demonstrate your energy and commitment
6. **Bunkai (Application):** Understanding the practical applications of each movement (bunkai) can deepen your comprehension of the kata and improve your execution

By concentrating on these areas, you'll see significant improvements in your Heian Yondan kata. Keep practicing consistently, and you'll continue to progress!

HOW TO IMPROVE MY HEIAN GODAN KATA

Improving your Heian Godan kata involves focusing on several key aspects. Here are some tips to help you refine your practice:

1. **Jumping Technique:** The jump in Heian Godan is a unique challenge. Focus on tucking your knees and using your arms to help propel you upwards. Practice the jump separately to build confidence and control
2. **Crescent Kick (Mikazuki Geri):** Ensure your crescent kick is smooth and controlled. Focus on maintaining balance and proper hip rotation during the kick
3. **X-Block (Juji Uke):** Pay attention to the accuracy and strength of your X-block. Practice the movement slowly to ensure correct form, then gradually increase speed
4. **Transitions and Flow:** Work on the transitions between movements to ensure they are smooth and fluid. This will help maintain the flow of the kata
5. **Breathing and Kiai:** Maintain steady breathing throughout the kata and use kiai (spirit shout) at the appropriate moments to demonstrate your energy and commitment
6. **Bunkai (Application):** Understanding the practical applications of each movement (bunkai) can deepen your comprehension of the kata and improve your execution

By concentrating on these areas, you'll see significant improvements in your Heian Godan kata. Keep practicing consistently, and you'll continue to progress!

HOW TO IMPROVE MY TEKKI SHODAN KATA

Improving your Tekki Shodan kata involves focusing on several key aspects. Here are some tips to help you refine your practice:

1. **Strong Horse Stance (Kiba Dachi):** Maintain a low and stable horse stance throughout the kata. Ensure your knees are pushed outwards and your weight is evenly distributed
 2. **Hip Rotation:** Utilize your hips to generate power in your techniques. Practice rotating your hips sharply during strikes and blocks to enhance the effectiveness of your movements
 3. **Hand Techniques:** Focus on the precision and speed of your hand techniques, including blocks and strikes. Practice these movements slowly at first to ensure correct form, then gradually increase speed
 4. **Breathing and Kiai:** Maintain steady breathing throughout the kata and use kiai (spirit shout) at the appropriate moments to demonstrate your energy and commitment
 5. **Speed Variation:** Practice the kata at different speeds. Perform it slowly to focus on precision, then at normal speed, and finally as fast as you can while maintaining accuracy
- . This helps identify areas that need improvement and builds confidence.
6. **Bunkai (Application):** Understanding the practical applications of each movement (bunkai) can deepen your comprehension of the kata and improve your execution

By concentrating on these areas, you'll see significant improvements in your Tekki Shodan kata. Keep practicing consistently, and you'll continue to progress!

HOW TO IMPROVE MY BASAI DAI KATA

Improving your Bassai Dai kata involves focusing on several key aspects. Here are some tips to help you refine your practice:

1. **Strong Stances:** Ensure your stances, such as kokutsu dachi (back stance) and zenkutsu dachi (front stance), are stable and strong. This will help you execute techniques with precision and power
 2. **Hip Rotation:** Utilize your hips to generate power in your techniques. Practice rotating your hips sharply during strikes and blocks to enhance the effectiveness of your movements
 3. **Hand Techniques:** Focus on the precision and speed of your hand techniques, including blocks and strikes. Practice these movements slowly at first to ensure correct form, then gradually increase speed
 4. **Breathing and Kiai:** Maintain steady breathing throughout the kata and use kiai (spirit shout) at the appropriate moments to demonstrate your energy and commitment
 5. **Speed Variation:** Practice the kata at different speeds. Perform it slowly to focus on precision, then at normal speed, and finally as fast as you can while maintaining accuracy
- . This helps identify areas that need improvement and builds confidence.
6. **Bunkai (Application):** Understanding the practical applications of each movement (bunkai) can deepen your comprehension of the kata and improve your execution

By concentrating on these areas, you'll see significant improvements in your Bassai Dai kata. Keep practicing consistently, and you'll continue to progress!

KUMITE TIPS AND ADVICE

Here are some tips and advice to help you improve your Shotokan karate kumite:

1. **Maintain Strong Stances:** Your stances are the foundation of your movements. Ensure your stances are stable and strong to execute techniques with precision and power
2. **Focus on Timing:** Timing is crucial in kumite. Practice reading your opponent's movements and reacting quickly. This will help you strike at the right moment
3. **Distance Control:** Keep the right distance from your opponent. Too close, and you risk getting hit; too far, and your attacks may not reach. Practice maintaining optimal distance during sparring
4. **Speed and Explosiveness:** Work on your speed and explosiveness. Start each move with maximum intensity and maintain that speed throughout the technique
5. **Accuracy:** Aim for precise strikes. Practice hitting targets to improve your accuracy under pressure
6. **Relaxation:** Stay relaxed and avoid tensing up. Relaxed muscles move faster and more efficiently, allowing for quicker reactions and smoother techniques
7. **Adaptability:** Be adaptable and ready to change your strategy based on your opponent's actions. Flexibility in your approach can give you an edge in sparring
8. **Use Feints:** Incorporate feints to mislead your opponent and create openings for your attacks
9. **Practice Counterattacks:** Work on your counterattacks to respond effectively to your opponent's moves. This can turn their attacks into opportunities for you
10. **Conditioning:** Physical conditioning is essential for endurance and strength. Regularly train your cardiovascular fitness and muscle strength to improve your overall performance

By focusing on these areas, you'll see significant improvements in your Shotokan karate kumite. Keep practicing consistently, and you'll continue to progress!

SUMMARY

Improving your Shotokan Karate practice involves focusing on several key areas:

1. Master the Basics:

- **Proper Form:** Ensure correct posture and alignment in all stances, blocks, and strikes.
- **Breathing:** Coordinate your breathing with movements to maintain rhythm and energy.

2. Focus on Technique:

- **Precision:** Execute each movement with accuracy and control.
- **Speed and Power:** Practice at varying speeds to develop technique, rhythm, and power.

3. Understand Kata Bunkai:

- **Applications:** Learn the practical applications (bunkai) of each kata movement.
- **Practice with a Partner:** Perform bunkai with a partner to understand real-world applications.

4. Consistent Practice:

- **Repetition:** Regularly practice your kata to build muscle memory.
- **Micro Sequences:** Break down kata into smaller sequences and practice each part individually.

5. Visualization and Mental Practice:

- **Visualize Movements:** Mentally rehearse your kata to enhance understanding and execution.
- **Tell a Story:** Imagine a scenario for each movement to perform with intent and focus.

6. Seek Feedback:

- **Instructor Guidance:** Get feedback from your instructor to refine your technique.
- **Peer Review:** Perform your kata in front of peers for constructive criticism.

7. Relax and Flow:

- **Relaxation:** Avoid robotic movements; ensure your kata flows smoothly.
- **Spirit:** Perform each movement with the mindset that your life depends on it, embodying the spirit of karate.

By focusing on these areas, you can significantly improve your Shotokan Karate practice and enhance your overall performance. Throughout this book we have mentioned some repetitive training techniques, this is an important part in learning and practising Shotokan Karate.

SENSEI ENOEDA 9th DAN



SENSEI HARRY WILSON 4th DAN at 'MARSHALL STREET DOJO', 1980.





